



# 2026 RAV4



TOYOTA



For nearly 30 years, the Toyota RAV4 has led the way for the small SUV segment.

- » Best-selling small SUV in America\*
- » Newest-gen RAV4 100% electrified (exclusively available as Hybrid and Plug-in Hybrid)

\*Source: S&P Global and JD Power data as of 10/31/25.

With a comprehensive grade strategy offering three distinct style identities, RAV4 is ready to be the next lifestyle enabler, with all-new interior and exterior styling, Toyota's latest Hybrid and Plug-In Hybrid powertrains, as well as several updated safety and convenience technologies.

## Table of Contents

|                                |           |
|--------------------------------|-----------|
| <b>WHAT'S NEW</b>              | <b>03</b> |
| Grade Strategy                 | 03        |
| Toyota Safety Sense™ 4.0       | 03        |
| Latest Toyota Audio Multimedia | 03        |
| Dimensions                     | 04        |
| <b>THE LINEUP</b>              | <b>05</b> |
| Core Grades                    | 05        |
| Rugged Grade                   | 08        |
| Sport Grades                   | 10        |
| <b>PACKAGES &amp; OPTIONS</b>  | <b>15</b> |
| <b>DISCLOSURES</b>             | <b>18</b> |



## Grade Strategy

### DISCONTINUED FOR MY26

- » All gas-only powertrains, across the lineup
- » XLE FWD & AWD (XLE Premium remains)

### ADDITIONS FOR MY26

- » Woodland: Previously a special edition, now a dedicated grade
- » GR SPORT: All-new grade



## Toyota Safety Sense™ 4.0<sup>23</sup>

- » Pre-Collision System w/Pedestrian Detection<sup>16</sup>
- » Full-Speed Range Dynamic Radar Cruise Control<sup>8</sup> (introduces Eco DRCC Mode)
- » Lane Departure Alert w/Steering Assist<sup>13</sup>
- » Lane Tracing Assist<sup>14</sup>
- » Automatic High Beams<sup>3</sup>
- » Road Sign Assist<sup>19</sup>
- » Proactive Driving Assist<sup>17</sup>

## Latest Toyota Audio Multimedia

- » Wireless Apple CarPlay<sup>®2</sup> and Android Auto<sup>™1</sup> compatibility
- » Customizable home screen widgets
- » Faster Voice Assistant responses
- » SiriusXM<sup>®</sup> with 360L<sup>®27</sup>
- » Integrated Streaming with Spotify<sup>®28</sup>
- » Enhanced navigation display within Digital Gauge Cluster
- » Built-in Drive Recorder<sup>39</sup>
- » 5G network capability

## Dimensions

| EXTERIOR         |  |                                       |
|------------------|--|---------------------------------------|
| Wheelbase        | 105.9 in.  |                                       |
| Overall Length   | 181.0 in. (All other grades)<br>182.0 in. (Woodland)<br>182.9 in. (GR SPORT)   |                                       |
| Overall Width    | 73.0 in. (All other grades)<br>74.0 in. (Woodland, GR SPORT)   |                                       |
| Overall Height   | Hybrid   | Plug-in Hybrid                        |
|                  | 66.7 in. (All other grades, with antenna)<br>67.1 in. (Woodland, with antenna)<br>69.1 in. (Woodland, with roof rails and cross bar) | 66.9 (SE, XSE)<br>66.3 in. (GR SPORT) |
| Ground Clearance | 8.1 in. (All other grades)<br>8.5 in (Woodland)<br>7.5 in (GR SPORT)   |                                       |

| INTERIOR                                |   |
|---|---|
| Headroom w/<br>moonroof<br>(front/rear) | 37.9 in. / 39.5 in.   |
| Legroom<br>(front/rear)                 | 41.0 in. / 37.8 in.   |
| Shoulder Room<br>(front/rear)           | 57.0 in / 56.4 in.  |
| Hip Room<br>(front/rear)                | 55.3 in / 49.6 in.  |
| Cargo Volume <sup>5</sup>               | 70.4 cu. ft. behind front row, second row folded<br>37.8 cu. ft behind second row |



With three lifestyle identities to choose from, there is a RAV4 for everyone.

## Core Grades

RAV4's Core grades are for the driver who sees their everyday life as its own adventure and wants a ride where smart tech meets everyday style. Core grades feature a Hybrid powertrain and a choice of Front- or All-Wheel Drive, depending on grade.

## Core Standard Features

### PERFORMANCE/CAPABILITY

- » 5th-generation Toyota Hybrid system with 2.5L engine
- » Available FWD (*New!*) or Electronic On-Demand AWD
- » FWD: 226 net combined HP
- » AWD: 236 net combined HP
- » 43 MPG combined EPA-estimated rating<sup>29</sup> (FWD)

### EXTERIOR

- » LED projector low- and high-beam headlights
- » Low profile black roof rails
- » Body-colored grille
- » Satin black lower front & rear bumpers, overfenders, rear bumper, and outside mirrors
- » Body-colored rear spoiler
- » Satin chrome front and black rear Toyota badging

### INTERIOR

- » 10.5-in. Toyota Audio Multimedia touchscreen with 6-speaker audio system
- » 12.3-in. Digital Gauge Cluster
- » Push Button Start
- » Cargo area tonneau cover

### SAFETY/CONVENIENCE

- » Smart Key System on front doors
- » Toyota Safety Sense™ 4.0<sup>23</sup>
- » Advanced Driver Assistance Systems:
  - Blind Spot Monitor<sup>30</sup> with Rear Cross-Traffic Alert (BSM w/ RCTA)<sup>18</sup>
  - Safe Exit Alert<sup>20</sup>
  - Trailer Driving Assist<sup>40</sup>
  - Backup Camera with Dynamic Gridlines<sup>4</sup>



## LE

### EXTERIOR

- » 17-in. alloy wheels
- » Power outside mirrors with Blind Spot Monitor<sup>30</sup> (BSM) indicator

### INTERIOR

- » Urethane tilt/telescopic 3-spoke steering wheel
- » Fabric-Trimmed Seats: 8-way manual-adjustable driver's seat with lumbar support; 6-way manual-adjustable front passenger seat
- » 3 USB-C Ports<sup>25</sup>: 2 (15W) front charging port & 1 media port in the center console

### PERFORMANCE/CAPABILITY

- » 1,750 lbs. max towing capacity<sup>22</sup> (FWD & AWD)

## XLE Premium (adds to or replaces LE features with):

### EXTERIOR

- » 18-in. dark gray metallic wheels
- » Power liftgate<sup>21</sup>
- » Piano black power & heated outside mirrors with turn signal and BSM indicators
- » LED projector headlights, DRLs, front side marker lamp, parking lamp and front turn signal lamp

### INTERIOR

- » SofTex<sup>®</sup>-trimmed 8-way power-adjustable driver's seat with lumbar support; 6-way manual front passenger seat
- » Heated front seats
- » Leather-wrapped shift knob
- » Leather-wrapped steering wheel
- » 1 Qi-compatible wireless charging<sup>26</sup> pad
- » 5 USB Ports<sup>25</sup>: 2 (45W) front charging ports, 1 media port in console, & 2 (15W) rear charging ports

### SAFETY/CONVENIENCE

- » Smart Key System on front doors and liftgate
- » Front and Rear Parking Assist with Automatic Braking<sup>9</sup>

### PERFORMANCE/CAPABILITY

- » 1,750 lbs. max towing capacity<sup>22</sup> (FWD)
- » 3,500 lbs. max towing capacity<sup>22</sup> (AWD)



**Limited** (adds to or replaces XLE Premium features with):

### EXTERIOR

- » 18-in. 5-spoke dark gray metallic wheels
- » Satin chrome grille accents
- » Body-colored upper front bumper, satin black overfenders, chrome-painted lower front bumper
- » Piano black power & heated outside mirrors with puddle lamp, camera, turn signal and BSM indicators
- » Body-colored rear spoiler with piano black sides
- » Power tilt/slide panoramic glass roof
- » Height-adjustable power hands-free liftgate<sup>21</sup>
- » LED front fog lights

### INTERIOR

- » 12.9-in. Toyota Audio Multimedia touchscreen
- » 9-Speaker JBL<sup>®11</sup> Premium Audio including amplifier and subwoofer
- » SofTex<sup>®</sup>-trimmed seats with power 8-way driver seat with memory & power 8-way passenger seat

- » Heated and ventilated front seats
- » Heated rear outboard seats
- » Toggle switch shift-by-wire shifter
- » Leather-wrapped heated steering wheel
- » Digital Rearview Mirror with HomeLink<sup>®31</sup> garage door opener
- » 2 Qi-compatible wireless charging<sup>26</sup> pads
- » Automatic rain-sensing windshield wipers with de-icer

### SAFETY/CONVENIENCE

- » Advanced Driver Assistance Systems:
  - 3D Panoramic View Monitor<sup>15</sup>
  - Advanced Park<sup>32</sup>
  - Front Cross-Traffic Alert<sup>10</sup>
  - Traffic Jam Assist<sup>24</sup> (Requires an active Drive Connect<sup>7</sup> trial or subscription, 1-year trial included)

### PERFORMANCE/CAPABILITY

- » Hybrid Electronic On-Demand AWD standard
- » 3,500 lbs. max towing capacity<sup>22</sup> (AWD)



## Rugged Grade Woodland

Previously offered as a special edition, the new Woodland grade taps into the spirit of the great outdoors. With an appearance that matches RAV4's capable utility, the all-new Woodland grade is tough by nature and ready for the trail ahead. Key standard features include:

### EXTERIOR

- » Grade-exclusive front fascia
- » All-terrain tires<sup>33</sup>
- » Integrated Rigid Industries<sup>®34</sup> LED fog lights
- » Unique Woodland-branded raised black roof rails with cross bars
- » Rear tow hitch receiver with wiring harness
- » Unique 18-in. 6-spoke matte metallic gray alloy wheels with black lug nuts
- » Available Everest and Urban Rock exterior colors, exclusive to Woodland grade
- » Piano black power & heated outside mirrors with puddle lamp, turn signal and BSM indicators
- » Black Woodland and powertrain badges

### INTERIOR

- » SofTex<sup>®</sup>-trimmed seats with power 8-way driver & manual 6-way passenger adjustments
- » Red-orange interior accents include stitching, center console lid, and steering wheel standard
- » Woodland-branded all-weather floor mats<sup>35</sup> and cargo mat
- » Woodland-exclusive black & mineral interior color option
- » Uniquely patterned perforated door and dash soft touch panels with orange accents
- » Exclusive driver's side instrument panel storage
- » Leather-wrapped heated steering wheel
- » 5 USB-C Ports<sup>25</sup>: 2 (45W) front charging ports, 1 center console media charging port, & 2 (15W) rear charging ports
- » 120V<sup>36</sup> (1500W) AC power outlet in rear cargo area
- » Cargo area tonneau cover
- » Automatic rain-sensing windshield wipers with de-icer

**SAFETY/CONVENIENCE**

- » Toyota Safety Sense™ 4.0<sup>23</sup>
- » Trailer Sway Control<sup>37</sup>
- » Advanced Driver Assistance Systems:
  - Front and Rear Parking Assist with Automatic Braking<sup>9</sup>
  - 3D Panoramic View Monitor<sup>15</sup> with Multi-Terrain Monitor
  - Traffic Jam Assist<sup>24</sup> (Requires an active Drive Connect trial or subscription, 1-year trial included)

**PERFORMANCE/CAPABILITY**

- » Available Hybrid powertrain with Electronic On-Demand AWD
  - 236 combined system net HP
  - 38 MPG combined EPA-estimated rating
- » Available Plug-in Hybrid with AWD
  - 324 combined system net HP
  - Manufacturer-estimated 49-mile combined all-electric driving range rating\*
  - 11-kW onboard AC charger
  - CCS1 charging port<sup>38</sup>
  - DC Fast Charging capability
- » 3,500 lbs. max towing capacity<sup>22</sup> (AWD)

\*Manufacturer-estimated 49-mile combined all-electric driving range rating for 2026 RAV4 Woodland on a full charge. Operates at speeds up to 84 mph. For comparison purposes only. Mileage will vary for many reasons, including vehicle's condition and how/where you drive. Battery capacity also decreases with time and use which will reduce range. See [www.fueleconomy.gov](http://www.fueleconomy.gov).





## Sport Grades

The sport grades are tuned for excitement and trackside thrills. Styled to turn heads, they add unique touches inside and out, adding a sporty flare to RAV4's versatile SUV proportions. Key features include:

### EXTERIOR

- » Body-colored grille, upper front bumper, silver-painted rear bumper valance, piano black overfenders, rear bumper, and lower front bumper
- » LED projector headlights, DRLs, front side marker lamp, parking lamp and front turn signal lamp
- » Black Front and Rear Toyota Badging, Grade and Powertrain Badging

### INTERIOR

- » 10.5-in. Toyota Audio Multimedia touchscreen with 6-speaker audio system
- » 12.3-in. Digital Gauge Cluster
- » Push Button Start
- » Smart Key System on front doors
- » Cargo area tonneau cover
- » Blue stitching accents
- » Heated front seats
- » Leather-wrapped shift knob
- » Leather-wrapped steering wheel

### SAFETY/CONVENIENCE

- » Toyota Safety Sense™ 4.0<sup>23</sup>
- » Blind Spot Monitor<sup>30</sup> with Rear Cross Traffic Alert (BSM w/ RCTA<sup>18</sup>)
- » Safe Exit Alert<sup>20</sup>
- » Front and Rear Parking Assist with Automatic Braking<sup>9</sup>
- » Backup Camera with Dynamic Gridlines<sup>4</sup>

### PERFORMANCE/CAPABILITY

- » Hybrid Powertrain with Available FWD or Electronic On-Demand AWD
  - 226 (FWD) or 236 (AWD) combined system net HP
  - EPA-estimated 44 MPG combined rating
- » Available Plug-in Hybrid with Standard AWD
  - 324 combined system net HP
  - Manufacturer-estimated 41 MPG combined rating
  - Manufacturer-estimated 48 to 52-mile combined all-electric driving range rating\*
  - 7-kW or 11-kW onboard charger
  - J1772 charging port (SE, GR SPORT) or CCS1 charging port<sup>38</sup> (Woodland, XSE)

\*Manufacturer-estimated 48-52-mile combined all-electric driving range rating for 2026 RAV4 PHEV models on a full charge. Operates at speeds up to 84 mph. For comparison purposes only. Mileage will vary for many reasons, including vehicle's condition and how/where you drive. Battery capacity also decreases with time and use which will reduce range. See [www.fueleconomy.gov](http://www.fueleconomy.gov).

**SE****EXTERIOR**

- » 18-in. multi-spoke black sport alloy wheels with black lug nuts
- » Piano black power & heated outside mirrors with turn signal and BSM indicators

**INTERIOR**

- » Fabric-trimmed sport seats with power 8-way driver w/ lumbar support & manual 6-way passenger seat
- » 5 USB-C Ports<sup>25</sup>: 2 (15W) front charging ports, 1 console media port, & 2 (15W) rear charging ports

**PERFORMANCE/CAPABILITY**

- » 1,750 lbs. max towing capacity<sup>22</sup> (FWD)
- » 3,500 lbs. max towing capacity<sup>22</sup> (AWD)
- » Available Plug-in Hybrid with Standard AWD
  - Manufacturer-estimated 52-mile combined all-electric driving range rating\*
  - 7-kW onboard AC charger
  - J1772 charging port

\*Manufacturer-estimated 52-mile combined all-electric driving range rating for 2026 RAV4 SE PHEV on a full charge. Operates at speeds up to 84 mph. For comparison purposes only. Mileage will vary for many reasons, including vehicle's condition and how/where you drive. Battery capacity also decreases with time and use which will reduce range. See [www.fueleconomy.gov](http://www.fueleconomy.gov).



**XSE** (adds to or replaces SE features with):

## EXTERIOR

- » Available 2-tone exterior with black roof
- » 20-in. multi-spoke black sport alloy wheels with black lug nuts
- » Power tilt/slide moonroof w/ one-touch open/close
- » Piano black power & heated outside mirrors with puddle lamp, turn signal and BSM indicators
- » Height-adjustable hands-free power liftgate<sup>21</sup>

## INTERIOR

- » 12.9-in. Toyota Audio Multimedia touchscreen with 6 Speakers
- » SofTex<sup>®</sup>-trimmed sport seats with power 8-way driver with memory & power 8-way passenger adjustments
- » Heated and ventilated front seats
- » Auto-dimming rearview mirror with HomeLink<sup>®31</sup> garage opener
- » Available 120V<sup>36</sup> 1500-Watt AC power outlet in rear cargo area (Plug-in Hybrid only)
- » 1 Qi-Compatible Wireless Phone Charger<sup>26</sup>

## SAFETY/CONVENIENCE

- » Advanced Driver Assistance Systems:
  - 3D Panoramic View Monitor<sup>15</sup>
  - Traffic Jam Assist<sup>24</sup> (Requires an active Drive Connect trial or subscription, 1-year trial included)

## PERFORMANCE/CAPABILITY

- » 3,500 lbs. max towing capacity<sup>22</sup> (AWD)
- » Available Hybrid Powertrain with Standard Electronic On-Demand AWD
- » Available Plug-in Hybrid with standard AWD
  - Manufacturer-estimated 52-mile combined all-electric driving range rating\*
  - 11-kW onboard AC charger
  - CCS1 charging port<sup>38</sup>
  - DC Fast Charging capability

\*Manufacturer-estimated 52-mile combined all-electric driving range rating for 2026 RAV4 XSE PHEV on a full charge. Operates at speeds up to 84 mph. For comparison purposes only. Mileage will vary for many reasons, including vehicle's condition and how/where you drive. Battery capacity also decreases with time and use which will reduce range. See [www.fueleconomy.gov](http://www.fueleconomy.gov).



**North America's First-Ever GR SPORT** (adds to or replaces SE features with):

Developed in partnership with TOYOTA GAZOO Racing, the first-ever RAV4 GR SPORT carries forward Akio Toyoda's vision of building ever-better cars through motorsports. It's the perfect blend of electrified driving and functional beauty. Select GR SPORT standard features include:

**EXTERIOR**

- » GR badging on front grille
- » GR SPORT badging on rear hatch
- » GR functional MATRIX grille with aggressive design and active sport ducts for aerodynamics & cooling
- » Offset 20-in. black alloy wheels with black pearl machined finish and increased offset with black lug nuts
  - Each wheel is 2.2kg lighter than the standard RAV4 XSE wheel
- » Front lip and split wing rear spoiler
- » Wide Piano Black overfenders
- » LED projector headlights, DRLs, front side marker lamp, parking lamp and front turn signal lamp
- » Vertical LED front bumper accent lights
- » Piano Black power & heated outside mirrors with puddle lamp, camera, turn signal and BSM indicators
- » Red-painted brake calipers with GR logo
- » Rear diffuser with lower rear bumper valance
- » Power rear liftgate<sup>21</sup>
- » 15mm lower ride height, 10mm increased overall width compared to SE
- » Supersonic Red exterior color w/ Black roof, exclusive to GR SPORT grade



## INTERIOR

- » Brin Naub® suede- & SofTex®-trimmed sport seats with wide bolsters and black/red duo tone perforation with GR logo on headrests
- » Static elimination material on front driver's seat and aluminum tape in headliner
- » Heated front seats with power 8-way driver & manual 6-way passenger adjustments
- » 12.9-in. Toyota Audio Multimedia touchscreen with 6-speaker sound system
- » 12.3-in. Digital Gauge Cluster feat. exclusive GR start-up screen
- » Leather-wrapped heated steering wheel with Sport paddle shifters and GR logo
- » Red stitching accents throughout interior
- » Exclusive leather shift boot with red stitching
- » Aluminum sport pedals
- » GR-logoed front door scuff plates
- » Automatic rain-sensing windshield wipers with de-icer

## PERFORMANCE/CAPABILITY

- » Exclusive power steering mapping for Sport Mode
- » Summer performance tires or All-Season tires (Option code AS)
- » Dedicated damper tuning and coil springs
- » Rear suspension cross member reinforcement and lower arm cover
- » Front performance damper
- » Exclusively Plug-in Hybrid with AWD
  - Manufacturer-estimated 48-mile combined all-electric driving range rating\*
  - 7-kW onboard AC charger
  - J1772 charging port

\*Manufacturer-estimated 48-mile combined all-electric driving range rating for 2026 RAV4 GR SPORT on a full charge. Operates at speeds up to 84 mph. For comparison purposes only. Mileage will vary for many reasons, including vehicle's condition and how/where you drive. Battery capacity also decreases with time and use which will reduce range. See [www.fueleconomy.gov](http://www.fueleconomy.gov).

## XLE Premium

### CY – Cold Weather Pkg.

- » Heated Leather Steering Wheel
  - » Rain-sensing windshield wipers with de-icer function
- Heated front seats STD*

### SR – Panoramic Moonroof Pkg. (Requires: CY)

- » Panoramic glass roof with front power tilt/slide moonroof
- » Digital Rearview Mirror w/ Homelink®<sup>31</sup> Garage Opener

### DA – Driver Assist Pkg. (Requires: CY, SR)

- » Front Cross-Traffic Alert<sup>10</sup>
- » Lane Change Assist<sup>12</sup>
- » Traffic Jam Assist<sup>24</sup>
- » Driver Monitor

## Limited

### HU – Head-Up Display

- » 10-in. color Head-Up Display (HUD)

### WU – 20-in. Wheel Pkg. (Requires: HU)

- » 20-in. Wheel with 235/50R20 All-Season Tires
- » Larger 165/90D18 Spare Tire/Wheel Combo

## SE

### CY – Cold Weather Pkg.

- » Heated Leather Steering Wheel
  - » Rain-sensing windshield wipers with de-icer function
- Heated front seats STD*

### CP – Convenience Pkg. (Requires: CY)

- » Power Liftgate<sup>21</sup>
- Can be ordered w/ MR*

### MR – Moonroof Pkg. (Requires: CY)

- » Power Tilt/Slide Moonroof with one-touch open/close
- Can be ordered w/ CP*





## XSE

### CY – Cold Weather Pkg.

- » Heated Leather Steering Wheel
- » Rain-sensing windshield wipers with de-icer function

*Heated front seats STD*

### EJ – JBL®<sup>11</sup> Audio Pkg. (Requires: CY)

- » JBL®<sup>11</sup> 9-Speaker System Incl. Sub and 800-Watt Amplifier

### SR – Panoramic Moonroof Pkg. (Requires: CY, EJ)

- » Panoramic glass roof with front power tilt/slide moonroof
- » Digital Rearview Mirror w/ Homelink®<sup>31</sup> Garage Opener

### DA – Driver Assist Pkg. (Requires: CY + EJ + ER)

- » Advanced Park<sup>32</sup>
- » Toggle Switch Shift-By-Wire Shifter
- » Paddle Shifters (PHEV Only)
- » Head-Up Display (PHEV Only)

## Woodland

### MR – Moon Roof Pkg.

- » Power Tilt/Slide Moonroof with one-touch open/close












## GR SPORT

### AS – All-Season Tires

- » 235/50R20 All-Season Tires



## Colors

| EXTERIOR PAINT                 |   | LE | XLE Premium | Limited | Woodland | SE | XSE | GR SPORT |
|--------------------------------|---|----|-------------|---------|----------|----|-----|----------|
| Everest - 06X7                 |    |    |             |         | ✓        |    |     |          |
| Meteor Shower - 04V8           |    | ✓  | ✓           | ✓       |          | ✓  |     |          |
| Urban Rock - 01M6              |    |    |             |         | ✓        |    |     |          |
| Storm Cloud - 01L6             |    | ✓  | ✓           | ✓       | ✓        | ✓  |     |          |
| Midnight Black Metallic - 0218 |    | ✓  | ✓           | ✓       | ✓        | ✓  | ✓   | ✓        |
| Wind Chill Pearl* - 089        |    |    | ✓           | ✓       |          |    |     |          |
| Ruby Flare Pearl* - 03T3       |    | ✓  | ✓           | ✓       |          |    |     |          |
| Blueprint - 08X8               |    |    | ✓           | ✓       |          | ✓  |     |          |
| Ice Cap - 0040                 |    | ✓  | ✓           |         | ✓        | ✓  |     |          |
| Meteor Shower/Black* - 02SQ    |  | ✓  | ✓           | ✓       |          | ✓  |     |          |
| Storm Cloud/Black* - 0M22      |  |    |             |         |          |    | ✓   | ✓        |
| Wind Chill Pearl/Black* - 02VP |  |    |             |         |          |    | ✓   | ✓        |
| Supersonic Red/Black* - 02TB   |  |    |             |         |          |    |     | ✓        |

\*Premium paint option

| INTERIOR TRIM                         |   | LE | XLE Premium | Limited | Woodland | SE | XSE | GR SPORT |
|---------------------------------------|---|----|-------------|---------|----------|----|-----|----------|
| Black Fabric                          |  | ✓  |             |         |          |    |     |          |
| Mineral SofTex® Trim                  |  |    |             |         | ✓        |    |     |          |
| Black SofTex® Trim                    |  |    | ✓           | ✓       | ✓        |    |     |          |
| Light Gray SofTex® Trim               |  |    | ✓           | ✓       |          |    |     |          |
| Harvest Beige SofTex® Trim            |  |    | ✓           | ✓       |          |    |     |          |
| Black/Blue Fabric Trim                |  |    |             |         |          | ✓  |     |          |
| Black/Blue SofTex® Trim / Mixed Media |  |    |             |         |          |    | ✓   |          |
| Black/Red Brin Naub® & SofTex® Trim   |  |    |             |         |          |    |     | ✓        |

1. Wireless use of Android Auto requires a compatible Android 11.0+ phone and compatible active data plan. Check [g.co/androidauto/requirements](https://www.toyota.com/androidauto/requirements) for compatibility. Operability depends on network availability, a cellular connection and GPS signal. Services vary by vehicle and are subject to change at any time without notice. Data charges may apply. To learn more, go to <https://www.toyota.com/audio-multimedia/>. To learn more about Toyota's connected services data collection, use, sharing and retention practices, please visit <https://www.toyota.com/support/privacy-notice/>. Android and Android Auto are trademarks of Google LLC.
2. Apple CarPlay requires a compatible iPhone with an active data plan. Check compatibility at <https://www.apple.com/ios/carplay/>. Operability depends on network availability, a cellular connection and GPS signal. Services vary by vehicle and are subject to change at any time without notice. Data charges may apply. To learn more, go to <https://www.toyota.com/audio-multimedia/>. To learn more about Toyota's connected services data collection, use, sharing and retention practices, please visit <https://www.toyota.com/support/privacy-notice/>. Apple CarPlay and iPhone are registered trademarks of Apple Inc.
3. Automatic high beams operate at speeds above 21 mph. See Owner's Manual for instructions and limitations.
4. The backup camera does not provide a comprehensive view. Always look over shoulder and use outside mirrors. See Owner's Manual for limitations.
5. Cargo and load capacity limited by weight and distribution. Always properly secure cargo and cargo area.
6. Charging time may be longer using standard 120V outlet. Always plug-in/charge vehicle in accordance with Owner's Manual.
7. Drive Connect services may vary and are subject to change at any time without notice. Availability and accuracy depend on 4G network availability, a cellular connection and GPS signal. Without any one or more of these things, operability may be limited or precluded. Further, if and when 4G network changes or is discontinued, or the underlying technology required to support service becomes obsolete, then services will not work, and will need to be discontinued. Services require account registration through Toyota App and acceptance of Connected Services Terms of Use at <https://www.toyota.com/content/dam/toyota/privacyvts/pdf/connected-services-terms-use.pdf> and Master Data Consent. Data charges may apply. For Toyota Connected Services' vehicle-generated data collection, use, sharing, and retention practices and agreements, see <https://www.toyota.com/support/privacy-notice/>. Trial period begins on original purchase or lease date of new vehicle. Services may vary and are subject to change without notice. Requires app download/registration, acceptance of Terms of Use and subscription after trial (if applicable). Data charges may apply.
8. Dynamic Radar Cruise Control is not a substitute for safe and attentive driving. See Owner's Manual for instructions and limitations.
9. Front and Rear Parking Assist with Automatic Braking (PA w/AB) may warn drivers of, and potentially brake for, front and rear collisions with certain objects when traveling at low speeds. Drivers should visually confirm clearance during use. See Owner's Manual for instructions and limitations.
10. Do not overly rely on the Front Cross-Traffic Alert system. Always visually confirm that it is safe to proceed. See Owner's Manual for limitations.
11. JBL is a registered trademark of Harman International Industries, Inc.
12. Lane Change Assist operates only when Dynamic Radar Cruise Control (DRCC) and Lane Tracing Assist (LTA) are activated. Do not overly rely on this system. Driver must confirm lane is clear. See Owner's Manual for limitations.
13. Lane Departure Alert with Steering Assist is designed to read visible lane markers under certain conditions. It provides a visual/audible alert and slight steering force when lane departure is detected. It is not a collisionavoidance system or substitute for safe and attentive driving. Effectiveness depends on many factors including road, weather and vehicle conditions. See Owner's Manual for limitations.
14. The Lane Tracing Assist (LTA) lane centering function is designed to read visible lane markers and detect other vehicles under certain conditions. It is only operational when DRCC is engaged. See Owner's Manual for limitations.
15. The Panoramic View Monitor does not provide a comprehensive view of the area surrounding your vehicle. Look around to confirm clearance. See Owner's Manual for limitations.
16. The Pre-Collision System (PCS) with Pedestrian Detection (PD) is designed to help reduce the crash speed and damage in certain frontal collisions involving a vehicle, a pedestrian, bicyclist or motorcyclist. PCS w/PD is not a substitute for safe and attentive driving. System effectiveness depends on many factors, such as speed, size and position of vehicle, pedestrian, bicyclist or motorcyclist and weather, light, and road conditions. See Owner's Manual for limitations.
17. Proactive Driving Assist (PDA) is designed to detect certain objects or curves in the road and provide gentle braking and/or steering support. PDA is not a substitute for safe and attentive driving. System effectiveness depends on many factors, such as speed, size and position of detected objects and weather, light, and road conditions. See Owner's Manual for additional limitations and details.
18. Do not rely exclusively on the Rear Cross-Traffic Alert. Visually confirm clearance during use. See Owner's Manual for limitations.
19. Road Sign Assist only recognizes certain road signs. See Owner's Manual for limitations.
20. Do not rely exclusively on Safe Exit Alert. Always look for approaching traffic before exiting the vehicle. See Owner's Manual for limitations.
21. Water, weather, dirt, and other conditions may cause the hands-free power liftgate sensor to not operate properly. See Owner's Manual for limitations.
22. Never tow beyond a vehicle's published towing capacities.
23. Toyota Safety Sense effectiveness depends on many factors including road, weather and vehicle conditions. Drivers are responsible for their own safe driving. Always pay attention to your surroundings and drive safely. See Owner's Manual for limitations.
24. Traffic Jam Assist is not an automated driving system, requires driver supervision at all times, and is designed to function on controlled access freeways at speeds of 25 mph or less. Use this system in accordance with applicable laws. Requires an active subscription to Drive Connect that depends on 4G network availability and other factors. Service requires account registration through Toyota App and acceptance of Connected Services Terms of Use at <https://www.toyota.com/content/dam/toyota/privacyvts/pdf/connected-services-termsuse.pdf> and Master Data Consent. Data charges may apply. Before operating, refer to Owner's Manual for instructions and limitations.
25. Charging may not be compatible with all mobile phones, smart devices, tablets, e-readers, MP3/WMA players and like models.
26. Wireless charging may not be compatible with all mobile phones, smart devices, tablets, e-readers, MP3/WMA players and like products.
27. SiriusXM® with 360L service will automatically stop at the end of your trial subscription period unless you decide to continue service. Trial is non-transferable. If you do not wish to enjoy your trial, you can cancel by calling the number below. All SiriusXM services require a subscription, each sold separately by SiriusXM after the trial period. Service subject to the SiriusXM Customer Agreement and Privacy Policy, visit [siriusxm.com](https://www.siriusxm.com) for complete terms and how to cancel which includes online methods or calling 1-866-635-2349. Some services and features are subject to device capabilities and location availability. Satellite service not available in AK & HI. Certain features and/or content may not be available in vehicles with SiriusXM with 360L unless an active data connection is enabled in the vehicle. Content varies by SiriusXM subscription plan. All fees, content and features are subject to change. SiriusXM and related logos are trademarks of Sirius XM Radio LLC and its respective subsidiaries.
28. Subject to smartphone connectivity and capability. Apps, prices and services vary by phone carrier and are subject to change at any time without notice. Data charges may apply. Spotify is a registered trademark of Spotify Technology Holding.
29. EPA-estimated 47city/40hwy/43comb MPG rating for 2026 RAV4 LE & XLE FWD. Use for comparison purposes only. Your mileage will vary for many reasons, including your vehicle's condition and how/where you drive. See [www.fueleconomy.gov](https://www.fueleconomy.gov).
30. Do not rely exclusively on Blind Spot Monitor. Look over shoulder and use turn signal. See Owner's Manual for limitations.
31. HomeLink and HomeLink® house icon are registered trademarks of Genetex Corporation.
32. Do not overly rely on Advanced Park and use only in accordance with applicable laws. Remain attentive to surroundings during use. Before operating, review Owner's Manual for instructions and limitations.
33. Use of all-terrain tires may significantly impact the attainable driving range of the vehicle.
34. Rigid Industries is a registered trademark of JST Performance, LLC d/b/a Rigid Industries.
35. This floor mat was designed specifically for use in your model and model year vehicle and SHOULD NOT be used in any other vehicle. To avoid potential interference with pedal operation, each mat must be secured with its fasteners. Do not install a floor mat on top of an existing floor mat.
36. Rated for 1500 watts for a single three-prong outlet. See Owner's Manual for limitations.
37. Trailer Sway Control (TSC) is an electronic system designed to help the driver maintain vehicle control under certain conditions. It is not a substitute for safe driving practices. Factors including speed, road conditions, weather and driver steering input can all affect whether TSC will be effective in preventing a loss of control. See Owner's Manual for limitations.
38. A 240V NEMA 14-50 outlet is required for Level 2 charging. Electrical outlets for use with the dual voltage charging cable must be installed by a licensed, qualified electrician.
39. Drive recorder may not record under all conditions. Use in accordance with applicable laws. See Owner's Manual for limitations.
40. Trailer Driving Assist performance is affected by many factors including road, weather and vehicle conditions. Drivers are responsible for their own safe driving. Always pay attention to your surroundings and drive safely. See Owner's Manual for limitations.